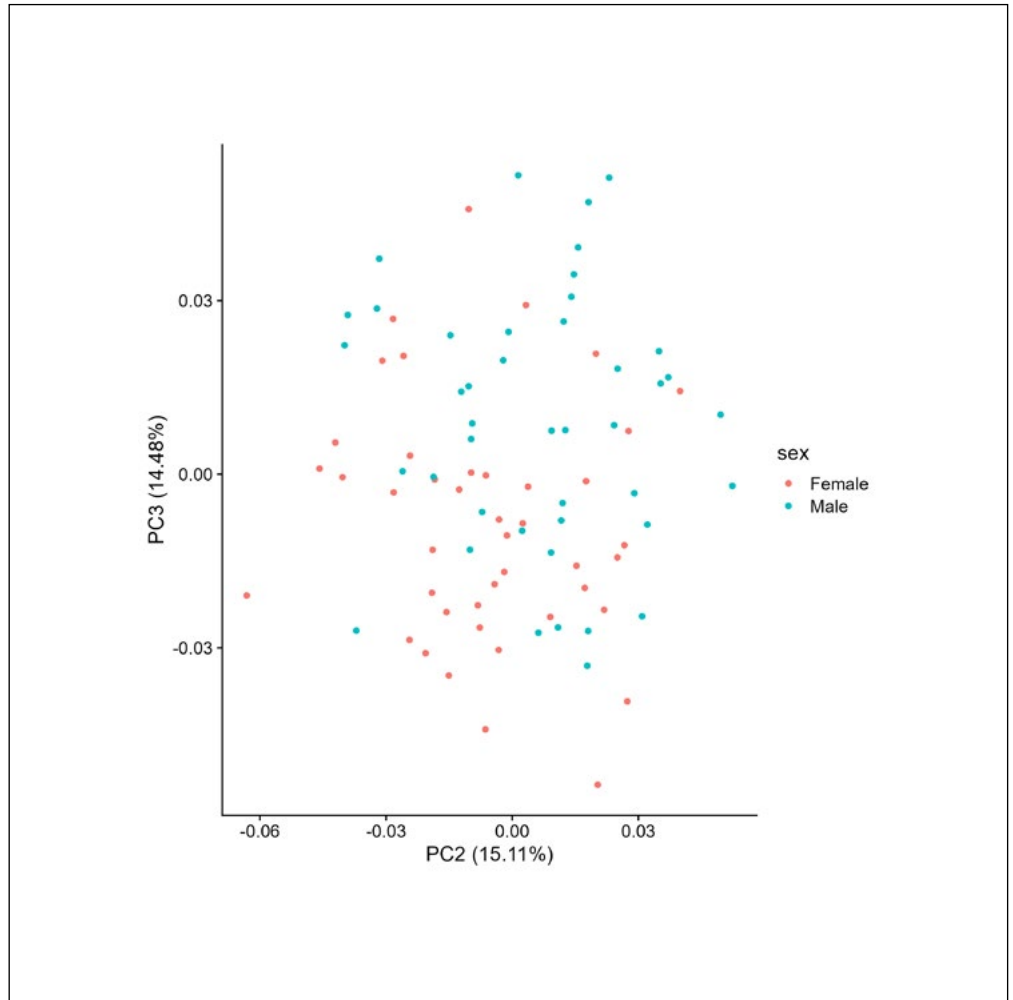


SUPPLEMENTAL INFORMATION



REVISTA ARGENTINA DE  
ANTROPOLOGÍA BIOLÓGICA

Volumen 25, Número 2  
Julio-Diciembre 2023

Funding: Comisión Nacional de  
Investigación Científica y Tecnológica  
(PIA ACT-96, 2010-2013).

\*Corresponding author: G. Manríquez,  
Centre for Quantitative Analysis in  
Dental Anthropology (CA2), Faculty of  
Dentistry, Universidad de Chile, Olivos  
943, Independencia, Santiago, Chile.  
E-mail: [gmanriquezs@odontologia.uchile.cl](mailto:gmanriquezs@odontologia.uchile.cl)

RECIBIDO: 1 Marzo de 2023

ACEPTADO: 23 Mayo de 2023

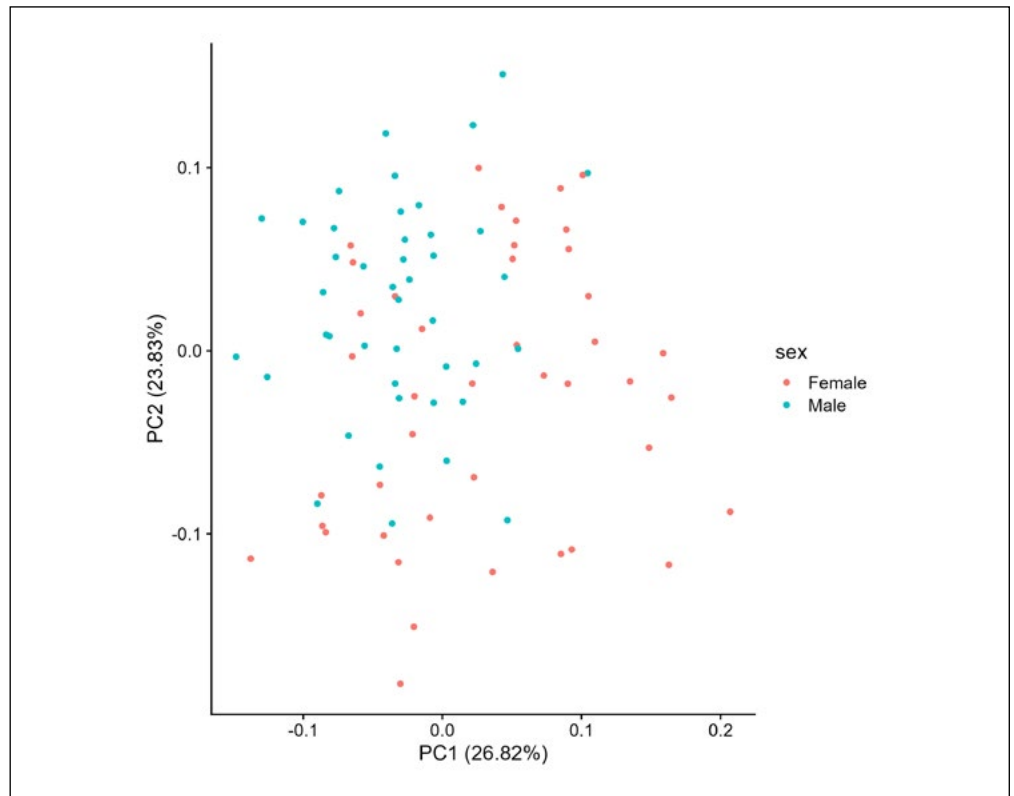
<https://doi.org/10.24215/18536387e068>

e-ISSN 1853-6387

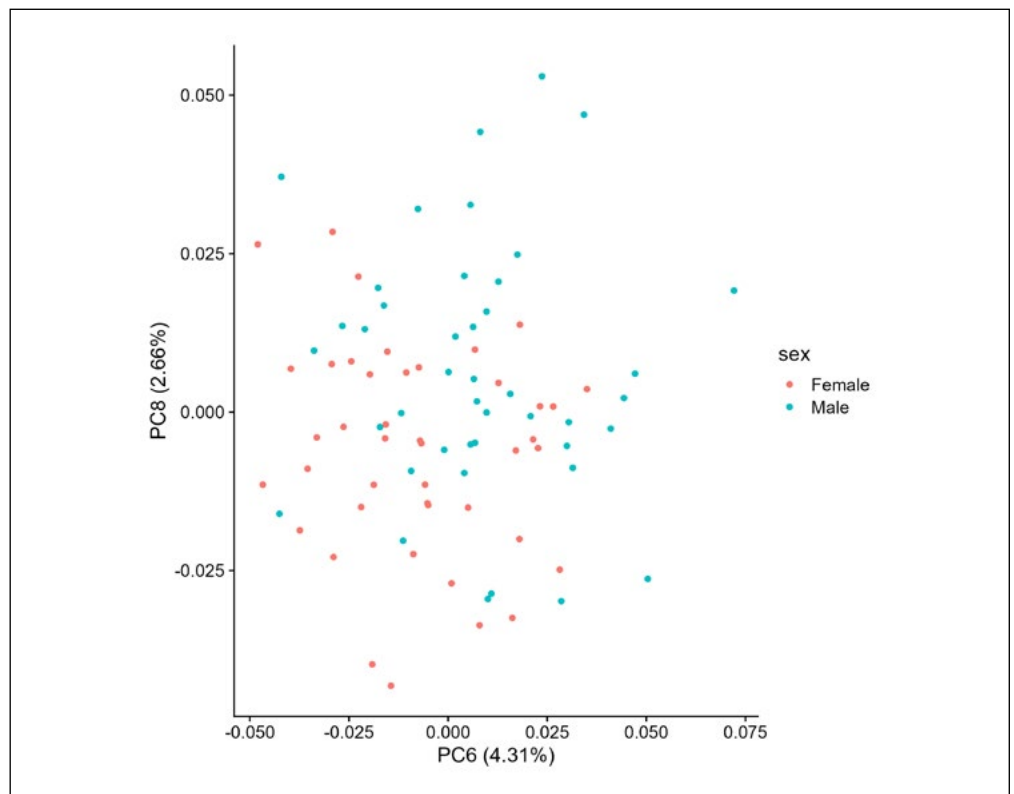
<https://revistas.unlp.edu.ar/raab>

Entidad Editora  
Asociación de Antropología Biológica  
Argentina

**FIGURE S1.** Principal component analysis (PCA) obtained from the aligned coordinates of the frontal bone configuration. In parentheses the percentage of explained variance of each shape component is shown.



**FIGURE S2.** Principal component analysis (PCA) obtained from the aligned coordinates of the mastoids process configuration. In parentheses the percentage of explained variance of each shape component is shown.



**FIGURE S3.** Principal component analysis (PCA) obtained from the aligned coordinates of the zygomatic bone configuration. In parentheses the percentage of explained variance of each shape component is shown.